
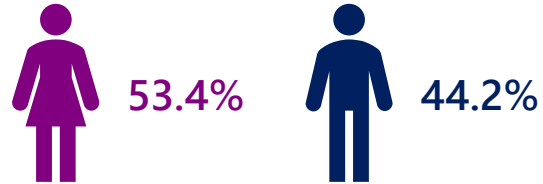


Gender Pay Gap Report 2023

Total Employees: 261



Proportion of males & females receiving a bonus payment



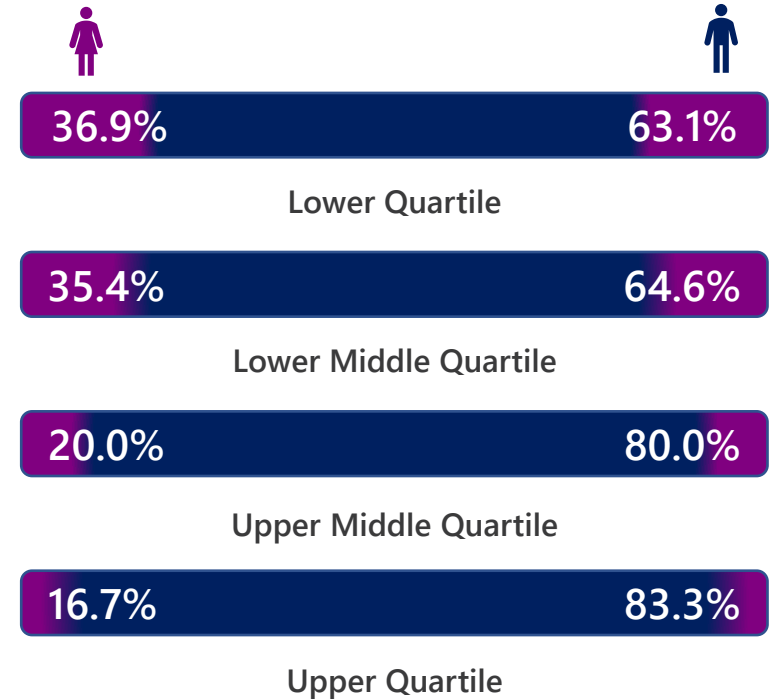
Mean Gender bonus gap:
55.2%

Median Gender bonus gap:
30.2%

Mean Gender pay gap:
24.0%

Median Gender pay gap:
23.8%

Proportion of males & females in each quartile band



Gender Pay Gap Report 2023

The gender pay gap has been defined as the difference between the average hourly earnings of all male and female employees in the workforce. Gender pay reporting is distinct from equal pay, which is more specific and, rightly, aimed at ensuring that men and women are paid the same for carrying out work of equal value. We are confident that TSG employees with the same experience, capability and performance are paid equally for doing the same jobs. Additionally, we recruit and promote people based upon those criteria, irrespective of their gender.

Like all businesses, our gender pay gap is driven by the structure of our workforce. There are certain roles and departments within the company which tend to attract employees of one gender. The distribution of gender throughout TSG tends to mirror our industry sector as a whole – this year women make up 27% of our reportable workforce.

We pride ourselves in taking a flexible and supportive approach to all members of the TSG team and continue to regularly review our policies, practices, training and development to ensure we are fully supporting all employees in both their personal and professional lives.

We are delighted to have 5 female staff members as part of our Leadership Team and we continue to work hard to attract female talent into the business.

I declare that our data has been calculated according to the requirements of the Equality Act 2010 (Gender Pay Gap Information) Regulations 2017.



Rory McKeand
CEO
March 2024

